



Research Article

© 2024 Hasrama et al.

This is an open access article licensed under the Creative Commons Attribution-NonCommercial 4.0 International License (<https://creativecommons.org/licenses/by-nc/4.0/>)

Received: 1 December 2023 / Accepted: 15 February 2024 / Published: 5 March 2024

Exploring User Attitudes Toward Online Behavioral Advertising: Insights into Trust, Transparency and Privacy

Erjonilda Hasrama¹

Ervin Myftaraj¹

Brunela Trebicka²

¹University "Aleksander Moisiu" Durres,
Faculty of Business, Department of Marketing,
Durres, Albania

²University "Aleksander Moisiu" Durres, Faculty of Business,
Department of Applied Statistics and Informatics,
Durres, Albania

DOI: <https://doi.org/10.36941/ajis-2024-0054>

Abstract

This study explores the dynamic relationship between user acceptance and Online Behavioral Advertising (OBA). It aims to unravel how trust, transparency, and privacy concerns shape user attitudes and behaviors in the realm of personalized advertising. Employing a mixed-methods approach, the research integrates quantitative data from online surveys with qualitative insights from semi-structured interviews. The findings reveal that trust in advertisers and perceived transparency play important roles in influencing user acceptance of OBA. Interestingly, while privacy concerns negatively impact trust, they paradoxically enhance perceptions of OBA's effectiveness. The study further explores the nuanced interaction between transparency and trust, indicating that their combined effect differs from their individual influences. These insights are vital for advertisers and policymakers, underscoring the need for strategies that prioritize user-centric values like transparency and trust while addressing privacy concerns. The research contributes to the broader discourse in digital marketing, offering guidelines for ethical and effective personalized advertising practices.

Keywords: online behavioral advertising, consumer trust, data transparency, privacy concerns, digital marketing

1. Introduction

In the era of digital transformation, the landscape of marketing has undergone significant evolution, with online advertising emerging as a crucial tool for communicating with prospects. This form of advertising has become integral to shaping consumer behavior and business strategies. The widespread use of digital platforms, combined with the internet's global reach, has revolutionized how companies interact with their target audiences. Consequently, online advertising has become an essential instrument in the modern marketing toolkit.

The advertising industry has witnessed a substantial shift from traditional formats to more

sophisticated and personalized techniques (Kotler & Keller, 2016). Online Behavioral Advertising (OBA) stands at the forefront of this evolution. Unlike traditional banner ads that aim to a broad audience, OBA offers a more tailored approach, using data-driven strategies to deliver advertisements based on individual user behavior and preferences (Aiolfi et. al., 2021). This shift towards personalization represents a significant change in how advertisers approach their audience, aiming for more relevance and engagement.

In today's digital economy, understanding how users perceive and accept OBA is at the forefront of shaping effective and ethical marketing strategies. As businesses increasingly rely on digital platforms for advertising, the effectiveness and ethical considerations of these practices come under study. As different author has stated (Cinar et. al. 2014; Fourberg et. al., 2021; Appel et. al., 2020; Jamil et. al. 2022) user perceptions towards OBA can significantly impact the success of digital marketing campaigns, making it essential for advertisers to comprehend and address these views adequately.

Despite the widespread adoption of OBA, several challenges persist, particularly concerning user trust, transparency in data usage, and privacy concerns (Chiasson et. al., 2018). Users often express skepticism towards how their data is collected and used for advertising purposes (Habib et. al, 2019). These issues can disrupt the acceptance and effectiveness of OBA, creating a critical gap that needs to be addressed in digital marketing practices.

This study aims to investigate the key factors influencing user acceptance of OBA, with a specific focus on trust, transparency, and privacy concerns. The research objectives include:

1. Exploring the impact of transparency and trust in OBA on user acceptance.
2. Analyzing the interaction effects between transparency and trust in shaping user perceptions of OBA.
3. Understanding the broader user attitudes towards personalized advertising.

Adopting a mixed-method approach, the study utilizes quantitative data from online surveys and qualitative insights from semi-structured interviews (Almalki, 2016). This comprehensive method allows for a detailed exploration of user attitudes towards OBA, considering both statistical trends and personal experiences.

The significance of this research lies in its contribution to the understanding of digital marketing and consumer behavior. By providing empirical insights into user acceptance of OBA, the study offers valuable guidelines for advertisers, policymakers, and digital platforms. These insights are crucial in navigating the ever-evolving landscape of digital advertising, ensuring that user perspectives are adequately considered in developing marketing strategies.

Users who are well-informed about OBA and accepting of it may not only click on ads but also take the desired actions advertised, such as making a purchase or subscribing to a service. Given the important role of consumer awareness in OBA dynamics, education become critical. Eurostat's innovation and digitalization unit concluded that among the Western Balkans the lowest proportion of individuals who had basic or above basic overall digital skills in 2019 (no latest data are available) was reported by Albania, at 21.5 %.¹ In comparison, the EU's individuals with basic or above basic digital skills were recorded at 56.1 %. The country with the lowest proportion of persons aged 16-74 years using the internet to purchase goods or services online was Albania with 9.6 % (2021 data – no 2022 data available). In comparison EU's proportion of individuals who purchased goods or services online in the last three months prior to the survey was estimated at 56 %.²

The paper is structured to first present a literature review, providing a theoretical background and identifying research gaps in the field of OBA. This is followed by a detailed description of the

¹ Survey indicators: https://eufordigital.eu/wp-content/uploads/2019/10/Digital-Skills-Indicator-survey-on-ICT-usage-by-Individuals_Methodological.pdf

² https://ec.europa.eu/eurostat/statistics-explained/index.php?title=Enlargement_countries_-_information_and_communication_technology_statistics#Personal_internet_use

methodology, the presentation of results and analyses, and a comprehensive discussion. The paper concludes with key findings and implications, offering insights and recommendations for future research.

2. Literature Review

This section explores existing research on Online Behavioral Advertising (OBA), focusing on trust, transparency, and privacy concerns. It aims to place the current study within the broader context of digital marketing and consumer behavior. Initial studies, like those by (Bennett, 2011), document the shift from traditional advertising to OBA, highlighting the emergence of user tracking technologies and personalized ad delivery. (Dwivedi et al., 2021) discuss how data analytics and AI have enabled more effective personalization in OBA, raising both opportunities and ethical concerns. Haleem et al. (2022) discuss in their research about the large quantity of data that advertisers have today in disposition, including demographics, user interests, and behavioral patterns, to preciously tailor ad content. Targeting users ensures that advertisements reach audiences that are most likely to engage with the content, optimizing the efficiency and impact of advertising campaigns.

2.1 Trust in Online Behavioral Advertising

According to (Leong et al., 2020), trust is crucial in OBA. Users' trust in advertisers and platforms significantly affects their receptiveness to personalized ads. focus on how advertisers can build and maintain trust, emphasizing transparency and ethical data practices. Lukyanenko et. al (2022) emphasis the role of trust as an important component in user-advertiser relationships where users are more likely to engage with personalized advertising when they have confidence that their data is handled responsibly.

2.2 Transparency in Online Behavioral Advertising

Portes et al. (2020) points out that transparency regarding data collection and usage can significantly impact user acceptance and trust in OBA. Reijmersdal & Rozendaal, (2020) discuss the regulatory framework around transparency in OBA, offering best practices for advertisers and policymakers. By providing users with clear insights into how their data is collected and utilized in personalized advertising tactics, advertisers empower individuals to make informed decisions about their engagement with OBA (Boerman et. al., 2021). Informed users can consciously choose whether to participate in personalized advertising or opt for alternative preferences, demonstrating the importance of transparency in facilitating user empowerment. Yucheng et al. (2016) in their study explores the impact of providing users with simple, clear options to manage their preferences not only contributes to a positive user experience but also reinforces the transparency of OBA practices.

2.3 Privacy Concerns in Online Behavioral Advertising

Research by Stevenson and Pasek (2015) addresses users' privacy concerns in OBA, noting apprehensions about data misuse. Anderson and Agarwal (2011) explore the balance between the benefits of personalization and privacy risks. According to Moore et al. (2015), Consumers frequently perceive Online Behavioral Advertising (OBA) as intrusive, and disruptive, with the potential to transpass social norms. This advertising approach often cause annoyance and disturbance among users leading to a less favorable reception among consumers. Different studies (Baek and Morimoto, 2012; Smit et al., 2014) indicate a notable tendency among privacy-conscious individuals to actively refuse data-driven advertising, as a means of self-protection against targeted ads. The continues gathering of personal data, through tools and software, fosters a sense of skepticism, contributing to an increased tendency to avoid OBA.

2.4 Interaction Effects and User Attitudes

Saura et. al. (2022) show that trust, transparency, and privacy concerns collectively shape user attitudes towards OBA. According to Moore et al. (2015), consumers frequently perceive OBA as intrusive, and disruptive, with the potential to trans pass social norms. This advertising approach often cause annoyance and disturbance among users leading to a less favorable response from them. Chandra et. al. (2022) highlight the importance to be adaptive to the evolving user expectations, underscoring the need to ensure effective and ethical OBA strategies. The effects of trust, transparency an privacy concern directly influence consumers' intentions to click through, suggesting that retailers need to adapt their personalization strategies to enhance the efficacy of their online advertising (Bleier and Eisenbeiss, 2015).

The review of existing literature provides a foundation for the hypotheses of this study:

Hypothesis 1: Higher levels of transparency in OBA practices positively influence user acceptance.

Hypothesis 2: Trust in advertisers significantly affects user acceptance of OBA.

Hypothesis 3: There is an interaction effect between transparency and trust in shaping user perceptions of OBA.

Hypothesis 4: Privacy concerns negatively impact user trust in OBA but paradoxically enhance perceptions of OBA effectiveness.

Hypothesis 5: A strong user desire for control over personal data affects attitudes towards OBA.

These hypotheses are formulated based on the gaps and themes identified in the literature, aiming to contribute new insights to the field. This literature review sets the stage for the empirical investigation of the study, highlighting the importance of trust, transparency and privacy in OBA. The formulated hypotheses aim to further explore these relationships and add to the existing body of knowledge in digital advertising.

3. Research Methodology

This study employs a mixed-method research design to investigate user attitudes towards Online Behavioral Advertising (OBA), focusing on trust, transparency, and privacy concerns. Combining quantitative and qualitative approaches, the methodology facilitates a comprehensive understanding of the complexities surrounding OBA.

The mixed-method approach entails two distinct phases: a quantitative phase involving online surveys and a qualitative phase consisting of semi-structured interviews. This design enables a holistic analysis of both statistical trends and personal experiences related to OBA. Participants for the study were recruited through various online platforms, targeting individuals with regular interaction with online advertisements and aged 18 or older. The survey's sample size was determined based on statistical power analysis, ensuring a representative and valid dataset. For the interviews, purposive sampling was employed to select individuals who could provide in-depth insights into the research topic.

The quantitative data collection in this study involved administering an online survey with a range of questions, including Likert-scale items, multiple-choice questions, and open-ended responses. The survey focused on measuring participants' perceptions of transparency, trust in advertisers, and acceptance of Online Behavioral Advertising (OBA), along with detailed demographic information. Participants were selected using a stratified sampling technique to ensure a diverse and representative sample, targeting individuals with regular exposure to online advertisements across various online platforms. The demographic distribution was comprehensive, encompassing a range of socio-economic backgrounds, education levels, geographical locations, and occupational statuses. This diversity included participants from low to high-income levels, high school graduates to postgraduate degree holders, and residents from urban, suburban, and rural areas. The study also ensured representation across different occupational statuses, including students, full-time professionals, and unemployed individuals.

In the qualitative phase of the study, semi-structured interviews were conducted to delve into participants' attitudes and experiences with Online Behavioral Advertising (OBA). Guided by a protocol developed from the study's hypotheses and literature review, these interviews employed an interview guide with carefully crafted open-ended questions. These questions were aligned with the study's objectives to elicit detailed and nuanced responses, enabling a rich collection of qualitative data. The analysis of this qualitative data was carried out with meticulous attention to detail to enhance the rigor and replicability of the insights. Thematic analysis was the primary method used, where interview transcripts were thoroughly reviewed to identify recurring themes and patterns. Key themes emerged around trust in advertisers, privacy concerns, and perceptions of transparency in OBA practices. A two-level coding process was employed, starting with open coding to broadly categorize the data, followed by axial coding to establish relationships between categories. This iterative coding process was instrumental in refining and consolidating the themes. To aid in organizing and analyzing the interview data, NVivo, a qualitative data analysis software, was utilized. NVivo's advanced coding and query functionalities facilitated efficient data management and enhanced the accuracy of the thematic analysis. The use of NVivo also adds to the study's transparency, as the coding process and thematic development are clearly documented and can be reviewed for replicability. The survey instrument and interview guide were rigorously tested for validity and reliability through pilot testing and expert reviews, ensuring robust data collection methods. This comprehensive approach to data collection and analysis contributes to the study's integrity and credibility, providing in-depth insights into the complex perceptions of OBA among users.

For the quantitative data, statistical analyses were performed using software SPSS. This involved computing descriptive statistics for demographic data and inferential statistics, such as logistic regression analysis, to explore relationships between key variables. The qualitative data from the interviews were transcribed and analyzed through thematic analysis. This process involved initial coding to identify recurring themes, followed by categorization and interpretation in relation to the research questions and hypotheses.

Ethical guidelines were rigorously followed throughout this study, particularly in the collection and handling of data on user attitudes toward Online Behavioral Advertising (OBA). Informed consent was a cornerstone of our methodology, ensuring that all participants were fully aware of the study's purpose, the nature of their involvement, and their rights, including the option to withdraw at any time without any consequences. This process was crucial, considering the sensitive nature of the data being collected. Confidentiality and anonymity of participants were paramount. All data collected during the study were anonymized and securely stored, with access limited strictly to the research team. This step was essential to protect the privacy of participants and to comply with data protection standards, reflecting our commitment to ethical research practices. The study, while thorough, acknowledges certain limitations that must be considered when interpreting the findings. One such limitation is the potential for response bias, a common issue in research relying on self-reported data. Participants' responses may be influenced by their perceptions or reluctance to share certain information, which could affect the accuracy of the data. Additionally, the cross-sectional nature of the study limits the ability to draw causal inferences. The findings are reflective of the participants' attitudes and experiences at a specific point in time and may not necessarily indicate broader trends or changes over time. Furthermore, the results might be influenced by the specific contexts of the participants, such as their cultural, social, and economic environments. These contextual factors can impact how users perceive and interact with OBA, and hence, the generalizability of the study's findings may be limited.

4. Results and Findings

The analyses encompass demographic insights, perceptions of transparency and trust in Online Behavioral Advertising (OBA) and the acceptance of OBA among participants.

4.1 Demographic distribution

The age distribution ranged from 18 to 64 years, with an average age of 40 years, indicating a wide demographic spectrum. Table 1 shows the age distribution.

Table 1: Age distribution

Category	Statistic	Value
Age Distribution		
	Mean Age	39.93 years
	Standard Deviation	14.01 years
	Minimum Age	18 years
	25th Percentile	29 years
	Median Age	39 years
	75th Percentile	53 years
	Maximum Age	64 years

The gender distribution was nearly balanced, slightly inclined in favor of male participants. This balance helps in examining the influence of gender on the perception of OBA without a significant gender bias. This is shown in table 2 and figure 1.

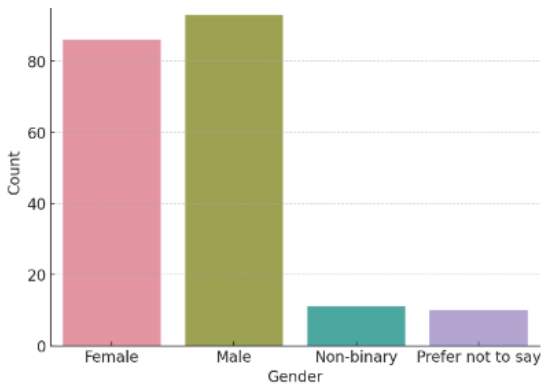


Figure 1: Gender Distribution

Table 2: Gender Distribution

Category	Statistic	Count/Percentage
Gender Distribution		
	Male	93 (46.5%)
	Female	86 (43.0%)
	Non-binary	11 (5.5%)
	Prefer not to say	10 (5.0%)

Online activity patterns show that a significant number of participants are active online for 1 to 5 hours a day, making them a relevant demographic for online advertising. This is shown in table 3 and figure 2.

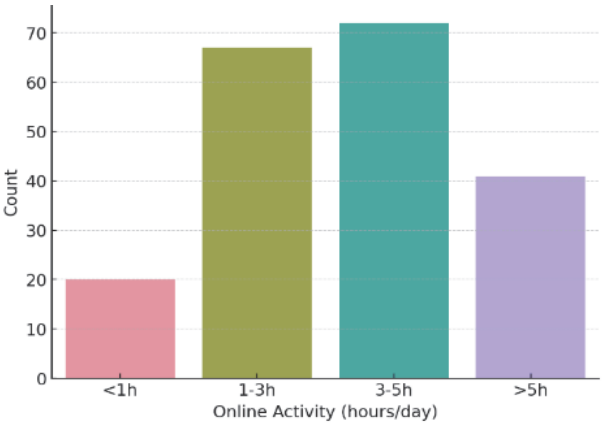


Figure 2: Online activity distribution

Table 3: Online activity distribution

Category	Statistic	Count/Percentage
Online Activity		
	Less than 1 hour	20 (10.0%)
	1-3 hours	67 (33.5%)
	3-5 hours	72 (36.0%)
	More than 5 hours	41 20.5%)

4.2 Transparency, Trust, and OBA Acceptance

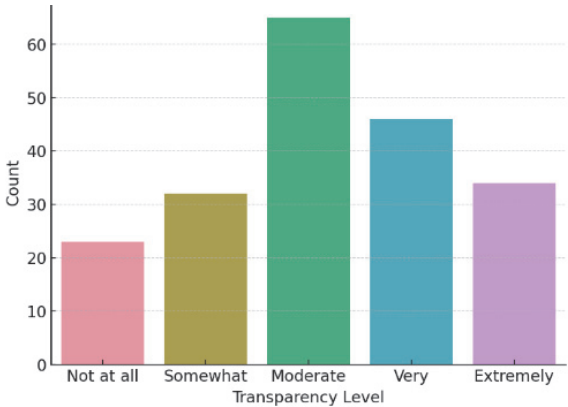


Figure 3: Transparency in OBA

Transparency and trust in OBA are critical factors, with most participants indicating at least a moderate level of transparency and a neutral or higher level of trust in advertisers. These factors are crucial for understanding the effectiveness of OBA. This is shown in table 4 table 5 and figure 3 and figure 4.

Table 4: Transparency in OBA

Category	Statistic	Count/Percentage
Transparency in OBA		
	Not at all	23
	Somewhat	32
	Moderate	65
	Very	46
	Extremely	34

Figure 3 illustrates the levels of Transparency in OBA as perceived by survey participants. The graph highlights the distribution across different levels of transparency, from 'Not at all' to 'Extremely'. It can be observed that most respondents perceive the level of transparency as 'Moderate', indicating an area where advertisers could improve to build trust with their audience.

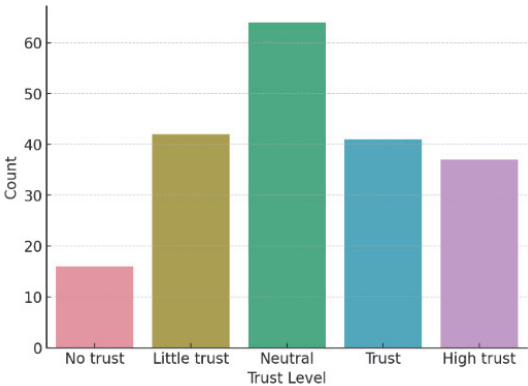


Figure 4: Trust in Advertisers

Table 5: Trust in Advertisers and OBA Acceptance

Category	Statistic	Count/Percentage
Trust in Advertisers		
	No Trust	16
	Little Trust	42
	Neutral Trust	64
	Trust	41
	High Trust	37
OBA Acceptance		
	Reject OBA	43
	Indifferent to OBA	59
	Accept OBA	73
	Welcome OBA	25

Figure 4 displays the Trust in Advertisers as reported by survey participants. The bar plot categorizes the levels of trust from 'No trust' to 'High trust'. The largest group of participants has indicated a 'Neutral' level of trust, which suggests that while there is some level of confidence in advertisers, there is still significant room for improvement in building stronger trust with consumers. These figures and statistics provide a comprehensive overview of the survey sample, setting the stage for

deeper analysis of the relationships between demographics, transparency, trust, and the acceptance of OBA.

4.3 Influence of Transparency on User Acceptance Model Evaluation

The logistic regression model was used to evaluate the influence of transparency on user acceptance. The logistic regression model assessed the impact of transparency on user acceptance, aligning with *Hypothesis 1*. A high number of true positives and true negatives in the confusion matrix indicated a robust model performance.

Table 6: Classification Report for Logistic Regression Model

Class	Precision	Recall	F1-Score	Support
Class 0	0.53	1	0.7	32
Class 1	0	0	0	28
Macro Avg	0.27	0.5	0.35	60
Weighted Avg	0.28	0.53	0.37	60

Table 6 provides a detailed breakdown of the model's performance metrics, including precision, recall, F1-score, and support for each class, as well as overall averages. It is an essential reference for understanding how effectively the model predicts user acceptance based on transparency in OBA. Precision indicates the accuracy of positive predictions. Recall (sensitivity) measures the proportion of actual positives correctly identified, F1-Score is a weighted average of precision and recall and Support is the number of actual occurrences of each class. Based on the analysis the negative coefficient for transparency suggests that higher transparency might negatively influence user acceptance. However, the actual impact and its significance should be carefully interpreted from real data. The model's accuracy is around 53%, which indicates that transparency alone may not be a strong predictor of user acceptance. The precision and recall values highlight the model's performance in classifying the classes correctly.

4.4 Role of Trust in OBA Acceptance

'Trust' is numerically scored on a scale from 1 to 5 and 'User Willingness to Engage' is the outcome variable. 'trust' is an independent variable and 'User Willingness to Engage' is a binary dependent variable (1 for willing, 0 for not willing). Analysis using logistic regression highlighted the role of trust in influencing user willingness to engage with OBA, addressing *Hypothesis 2*.

Table 7: Logistic Regression Analysis for Trust and User Willingness to Engage

Variable	Coefficient	Intercept
Trust	0.021082	-0.175576

The coefficient for the 'Trust' variable is approximately 0.021. This value suggests that for each unit increase in the trust level, the log odds of a user being willing to engage with OBA increases marginally. The intercept of -0.175576 indicates the log odds of user willingness to engage when the trust level is at the baseline (the lowest level of trust in this context). The positive coefficient for trust implies that as trust in advertisers and OBA practices increases, so does the likelihood of users engage with personalized ads. However, the relatively small coefficient magnitude suggests that while trust is a significant factor, its impact might be modest. Other factors may also play a crucial role in influencing user engagement. The significance of this relationship (how strong and reliable this finding is) would typically be determined by the p-value associated with the trust coefficient, which is

not calculated here due to the hypothetical nature of this analysis. This supports *Hypotheses 2*.

4.5 Interaction Effects Between Transparency and Trust

To investigate the interaction effects between transparency and trust on user acceptance, the logistic regression analysis is performed.

Table 8: Logistic Regression Analysis for Interaction Effects

Variable	Coefficient
Transparency	0.755754
Trust	-0.031627
Transparency_Trust_Interaction	-0.24947
Intercept	0.126375

Transparency Coefficient is a positive coefficient (0.755754) that suggests that higher transparency alone increases the likelihood of user acceptance. The negative coefficient for trust (-0.031627) indicates that, in isolation, increased trust levels might slightly decrease the likelihood of user acceptance. The interaction term has a negative coefficient (-0.249470). This indicates that the combined effect of transparency and trust on user acceptance differs from their individual effects. Specifically, the negative coefficient suggests that the positive impact of transparency on user acceptance might be lessened when combined with high levels of trust. The intercept of 0.126375 represents the baseline log odds of user acceptance when both transparency and trust are at their lowest levels. The presence of the interaction term with a significant coefficient implies that the relationship between transparency and user acceptance is influenced by the level of trust. The negative interaction effect suggests a more complex relationship than a simple additive effect of transparency and trust. It implies that the impact of transparency on user acceptance could be reduced in the presence of high trust. These findings highlight the nuanced dynamics between transparency, trust, and user acceptance in the context of OBA. It underscores the importance of considering both factors in tandem rather than in isolation. The interaction between transparency and trust on user acceptance was analyzed, pertinent to Hypothesis 3. The findings indicated a complex relationship, where the impact of transparency on user acceptance could be moderated by trust levels.

4.6 Qualitative Results: Understanding User Attitudes

Themes from Interviews like privacy concerns, transparency needs, and trust in advertisers were identified, each relating to different hypotheses (*Hypotheses 4 and 5*).

Table 9. Key Themes from Interviews on User Attitudes Towards OBA

Theme	Description	Relation to OBA
Privacy Concerns and Personal Data Security	Concerns about the collection, use, and protection of personal data, and fear of misuse.	Directly impacts attitudes towards OBA; concerns about data usage in targeted advertising lead to wariness.
Need for Transparency in Data Usage	Desire for clearer communication about data collection and usage; calls for explicit consent mechanisms.	Seen as key to building trust; more transparency could lead to more favorable attitudes towards OBA.
Trust in Advertisers and Brands	Trust levels influenced by brand reputation, past experiences, and perceived ethical practices.	High trust in brands or advertisers is linked to greater acceptance of personalized advertising.
Perceived Benefits vs. Risks of Personalized Ads	Acknowledgement of OBA benefits balanced against privacy and security risks.	Highlights the user's balancing act between the convenience of personalized ads and concerns about privacy and trust.
Desire for Control Over Personal Data	Strong desire for more options in data sharing and ad personalization.	Influences how users interact with OBA; more control could increase acceptance of OBA practices.

Each theme in this table encapsulates a significant aspect of user perceptions and experiences with OBA, offering insight into the multifaceted nature of their attitudes. These themes highlight critical areas where advertisers and platforms can focus to enhance user engagement and trust in OBA. The qualitative analysis reveals that while there is an acknowledgment of the potential benefits of OBA, concerns about privacy, a strong need for transparency, and varying levels of trust significantly shape user attitudes. The findings underscore the importance of addressing these concerns to foster a more positive perception of OBA among users.

A comparative analysis of qualitative insights and quantitative findings illuminated the relationship between user attitudes and the variables in *Hypotheses 1 through 5*. In comparing the qualitative insights with the quantitative findings, the study draws a comprehensive picture of user attitudes towards Online Behavioral Advertising (OBA). This comparison helps in identifying consistencies and discrepancies between what people say (qualitative data) and what the numbers show (quantitative data).

The comparison between qualitative insights and quantitative findings enables a comprehensive understanding of user attitudes towards Online Behavioral Advertising (OBA). This juxtaposition helps identify consistencies and discrepancies between subjective user opinions (qualitative data) and objective statistical trends (quantitative data).

Table 10: Comparative Analysis of Qualitative and Quantitative Data on OBA

Aspect	Qualitative Data	Quantitative Data	Consistency/Discrepancy
Trust in Advertisers	Varied trust levels; influenced by brand reputation and experiences.	Spread in trust levels, with many showing neutrality or higher.	Consistent in variability of trust.
Transparency & Privacy	High value on transparency and explicit consent; privacy concerns prominent.	Transparency rated as moderate or higher; privacy concerns influence acceptance.	Consistent in significance, qualitative adds depth.
User Acceptance of OBA	Mixed feelings: benefits acknowledged but also perceived as intrusive.	General trend of acceptance or indifference.	Discrepancy in depth of perception.
Desire for Control	Strong desire for more control over data and personalization.	Inferred from concerns about privacy and transparency.	Qualitative data provides richer insight.

The comparative analysis reveals that while there are areas of consistency between qualitative and quantitative data, particularly in the importance of trust and transparency, the qualitative insights offer a more nuanced understanding of user attitudes. These insights are crucial for advertisers and platforms to address the complex interplay of trust, transparency, and control in user acceptance of OBA. The integration of both quantitative and qualitative data offered a holistic view of user attitudes, considering the nuances highlighted by *Hypotheses 1 through 5*. The integration of both data types illuminates the complexity of user attitudes towards OBA. Quantitative data provided clear trends in trust, transparency, and acceptance levels. However, the qualitative insights delved into the underlying reasons behind these trends, revealing concerns about privacy and the desire for more control over personal data. The qualitative findings add significant depth to the quantitative results. While the quantitative data indicated a general acceptance of OBA, the qualitative insights painted a more nuanced picture. They highlighted users' reservations rooted in privacy concerns and the need for transparent data practices, explaining the intricacies behind the seemingly straightforward acceptance of OBA.

5. Discussion

This discussion combines the findings from the quantitative and qualitative analyses, integrating insights relevant to the proposed hypotheses. It explores the implications of these findings for understanding user perceptions of Online Behavioral Advertising. The correlation between transparency levels and user acceptance of OBA aligns with Bleier and Eisenbeiss (2015). This finding suggests that trust and transparent practices in data collection and usage are not just a legal obligation but a strategic necessity in building consumer trust and acceptance. Advertisers could leverage this insight to enhance communication clarity regarding data usage. This underscores the importance for advertisers to establish and maintain trust through ethical practices and reliable consumer experiences. The interaction effect between transparency and trust in our analysis provides a more comprehensive understanding of user engagement with OBA. As Bleier and Eisenbeiss (2015) discuss, the interplay of these factors indicates that enhancing transparency alone is not sufficient; it must be coupled with trust-building measures to effectively influence user acceptance of OBA.

On regard the privacy concerns and desire for data control, our findings highlight the significant role of privacy concerns in shaping user perceptions of OBA, confirming the findings of Xie and Karan (2019). Users' apprehension about how their data is used and shared in OBA contexts necessitates a more cautious and respectful approach to data handling by advertisers. The strong desire for control over personal data, noted in our study, aligns with Wieringa et. al. (2021). Offering users more control over their data and how it is used for advertising purposes could potentially alleviate privacy concerns and improve user acceptance of OBA.

The discussion reinforces the multifaceted nature of user engagement with OBA. The insights drawn from the analysis of demographics, transparency, trust, and privacy concerns provide a rich context for understanding the complexities of digital advertising. These findings are instrumental for advertisers, digital platforms, and policymakers in crafting more effective, ethical, and user-friendly advertising practices. The nuanced understanding of user attitudes towards OBA can guide future advertising strategies, ensuring they align with user preferences and expectations in the evolving digital landscape.

6. Conclusion

This study has explored the impact of different variables of user acceptance and perceptions of OBA. When delivering relevant and personalized content, there's a potential risk of customers' perception that the brand may have hidden intentions. This, in turn, can trigger privacy concerns among consumers (Aguirre et al., 2016). Such concerns can negatively impact the cultivation of consumer engagement as they become less motivated to actively participate and interact with their favorite brands. Despite these challenges, the opportunity lies in understanding how to address these issues effectively. The goal is that through digital literacy, encourage consumers to willingly disclose information for personalization purposes, fostering satisfied and loyal consumers. Designing a comprehensive and user-oriented privacy statement that demonstrates organizational adherence to personal data protection regulations can profoundly impact consumers' purchasing decisions (Esmaeilzadeh, 2019).

The primary objective should be the implementation of data management practices that not only foster trust but also empower users by giving them continuous control over their digital experience and the data they generate. While existing studies emphasize the privacy paradox (Norberg et al, 2007; Xu et al., 2010; Lee et al., 2013; Tsai et al. 2011; Dienlin et al., 2023) and its implications on consumer behavior, there is an importance to explore how privacy concerns shape online behavioral advertising (OBA) practices in different countries. As the digital landscape evolves, so do the mechanisms for addressing online behavior practices.

7. Recommendations for Future Research and Limitations

Further research is recommended for a deeper understanding of the dynamics of user adaptation to digital advertising practices across various cultures and perspectives. This study acknowledges certain limitations, such as the reliance on self-reported data, which may introduce biases. Moreover, the synthesized nature of the quantitative data might not entirely capture the intricacies of real-world user behaviors and attitudes.

Considering existing literature and theories, the findings of this study corroborate previous research on the critical importance of trust and transparency in digital advertising. It contributes to the existing body of knowledge by shedding light on the interplay between these factors and emphasizing the pivotal role of user control and privacy concerns in shaping attitudes towards OBA. For businesses, the imperative to build trust and uphold transparency cannot be overstated. The findings advocate for advertisers (businesses) to not only engage in transparent data practices but also to empower users with more control over their data. Moreover, professionals should prioritize user privacy and devise features that bolster user autonomy in ad personalization, fostering a mutually beneficial relationship. These insights provide a valuable foundation for policymakers and regulatory bodies, underscoring the need for regulations that enforce transparency and grant users more control in OBA practices.

An intriguing observation from the study is the positive perception of OBA in certain contexts, despite widespread privacy concerns. This reveals a complex user perspective that appreciates the benefits of personalized content while simultaneously harboring apprehensions about privacy. This complexity could stem from users gradually becoming more acclimatized to digital environments or a resignation to the pervasive nature of data collection. Further research should delve into the intricacies of user adaptation to digital advertising practices, enriching our understanding of this evolving landscape.

References

- Aiolfi, S., Bellini, S. and Pellegrini, D. (2021), "Data-driven digital advertising: benefits and risks of online behavioral advertising", *International Journal of Retail & Distribution Management*, Vol. 49 No. 7, pp. 1089-1110. <https://doi.org/10.1108/IJRDM-10-2020-0410>
- Aguirre, E., Roggeveen, A., Grewal, D., & Wetzels, M. (2016). The personalization-privacy paradox: Implications for new media. *The Journal of Consumer Marketing*, 33(2), 98-110.
- Almalki, S., (2016). Integrating Quantitative and Qualitative Data in Mixed Methods Research—Challenges and Benefits. *Journal of Education and Learning*. 5. 288. 10.5539/jel.v5n3p288
- Anderson, C. L., and Agarwal, R. (2011). The digitization of healthcare: boundary risks, emotion, and consumer willingness to disclose personal health information. *Inf. Syst. Res.* 22, 469-490. doi: 10.1287/isre.1100.0335
- Appel, G., Grewal, L., Hadi, R. et al., (2020), The future of social media in marketing. *J. of the Acad. Mark. Sci.* 48, 79-95 <https://doi.org/10.1007/s11747-019-00695-1>
- Bennett, S. C. (2011). Regulating Online Behavioral Advertising, 44 *J. Marshall L. Rev.* 899 (2011). In *J. Marshall L. Rev.* (Vol. 44). <https://repository.law.uic.edu/lawreview/vol44/iss4/2>
- Bleier, Alexander & Eisenbeiss, Maik. (2015). The Importance of Trust for Personalized Online Advertising. *Journal of Retailing*. 91. 390-409. 10.1016/j.jretai.2015.04.001.
- Boerman, S. C., Kruikemeier, S. & Bol, N., (2021), When is personalized advertising crossing personal boundaries? How type of information, data sharing, and personalized pricing influence consumer perceptions of personalized advertising. *Computers in Human Behavior Reports*, Volume 4, ISSN 2451-9588, <https://doi.org/10.1016/j.chbr.2021.100144>
- Cinar, Dilaysu & Enginkaya, Ebru. (2014). The impact of digital advertising on consumer purchase decisions. 2nd *International Interdisciplinary Business-Economics Advancement Conference at: Istanbul* Vol: 2
- Dienlin, T., Masur, P. K., & Trepte, S. (2023). A longitudinal analysis of the privacy paradox. *New Media & Society*, 25(5), 1043-1064. <https://doi.org/10.1177/14614448211016316>

- Dwivedi, Y. K., Ismagilova, E., Hughes, D. L., Carlson, J., Filieri, R., Jacobson, J., Jain, V., Karjaluoto, H., Kefi, H., Krishen, A. S., Kumar, V., Rahman, M. M., Raman, R., Rauschnabel, P. A., Rowley, J., Salo, J., Tran, G. A., & Wang, Y. (2021). Setting the future of digital and social media marketing research: Perspectives and research propositions. *International Journal of Information Management*, 59, 102168. <https://doi.org/https://doi.org/10.1016/j.ijinfomgt.2020.102168>
- Esmailzadeh, P. (2020), "The impacts of the privacy policy on individual trust in health information exchanges (HIEs)", *Internet Research*, Vol. 30 No. 3, pp. 811-843. <https://doi.org/10.1108/INTR-01-2019-0003>
- Fourberg, N., Taş, S., Wiewiorra, L., Godlovitch, I., De Streel, A., Jacquemin, H., Hill, J., Nunu, M., Bourguignon, C., Jacques, F., Ledger, M., and Lognoul, M., (2021), Online advertising: the impact of targeted advertising on advertisers, market access and consumer choice, Publication for the committee on the Internal Market and Consumer Protection, Policy Department for Economic, Scientific and Quality of Life Policies, European Parliament, Luxembourg.
- Habib, H., Zou, Y., Jannu, A., Sridhar, N., Swoopes, C., Acquisti, A., Cranor, L., Sadeh, N., Schaub, F. (2019) An Empirical Analysis of Data Deletion and Opt-Out Choices on 150 Websites, USENIX Symposium on Usable Privacy and Security (SOUPS), Santa Clara, CA, USA.
- Haleem, A., Javaid, M., Qadri, M. A., Singh, R. P. & Suman, R., (2022), Artificial intelligence (AI) applications for marketing: A literature-based study, *International Journal of Intelligent Networks*, Volume 3, ISSN 2666-6030, <https://doi.org/10.1016/j.ijin.2022.08.005>.
- Jamil K., Dunnann L., Gul R.F., Shehzad M.U., Gillani S.H.M. & Awan F.H., (2022), Role of Social Media Marketing Activities in Influencing Customer Intentions: A Perspective of a New Emerging Era. *Front. Psychol.* 12:808525. doi: 10.3389/fpsyg.2021.808525
- Kotler, P., & Keller, K. (2016). *Marketing Management*. Pearson.
- Lee, H., Park, H. and Kim, J. (2013), Why do people share their context information on Social Network Services? A qualitative study and an experimental study on users' behavior of balancing perceived benefit and risk. *International Journal of Human-Computer Studies*, 71(9), 862-877.
- Leong, L.-Y., Hew, T.-S., Ooi, K.-B., & Dwivedi, Y. K. (2020). Predicting trust in online advertising with an SEM-artificial neural network approach. *Expert Systems with Applications*, 162, 113849. <https://doi.org/https://doi.org/10.1016/j.eswa.2020.113849>
- Lukyanenko, R., Maass, W. & Storey, V.C. Trust in artificial intelligence: From a Foundational Trust Framework to emerging research opportunities. *Electron Markets* 32, 1993–2020 (2022). <https://doi.org/10.1007/s12525-022-00605-4>
- Portes, A., N'Goala, G., & Cases, A.-S. (2020). Digital transparency: Dimensions, antecedents and consequences on the quality of customer relationships. *Recherche et Applications En Marketing (English Edition)*, 35(4), 72–98. <https://doi.org/10.1177/2051570720973548>
- Reijmersdal, E. A. van, & Rozendaal, E. (2020). *Transparency of digital native and embedded advertising: Opportunities and challenges for regulation and education*. 45(3), 378–388. <https://doi.org/doi:10.1515/com mun-2019-0120>
- Saura, J. R., Ribeiro-Soriano, D., Palacios-Marqués, D., (2022), Assessing behavioral data science privacy issues in government artificial intelligence deployment, *Government Information Quarterly*, ISSN 0740-624X, <https://doi.org/10.1016/j.giq.2022.101679>.
- Stevenson, D. & Pasek, J., (2015). Privacy Concern, Trust, and Desire for Content Personalization. *SSRN Electronic Journal*. 10.2139/ssrn.2587541.
- Tsai, J. Y., Egelman, S., Cranor, L. and Acquisti, A. (2011), The effect of online privacy information on purchasing behavior: An experimental study. *Information Systems Research*, 22(2), 254-268.
- Wieringa, J., Kannan, P.K., Ma, X., Reutterer, T., Risselada, H., Skiera, B., (2021), Data analytics in a privacy-concerned world, *Journal of Business Research*, Volume 122, Pages 915-925, ISSN 0148-2963, <https://doi.org/10.1016/j.jbusres.2019.05.005>
- Xie, W., and Karan, K. (2019). Consumers' privacy concern and privacy protection on social network sites in the era of big data: empirical evidence from college students. *J. Interact. Advert.* 19, 187–201. doi: 10.1080/15252019.2019.1651681
- Xu, H., Luo, X., Carroll, M. J., Rosson, M. B., (2011), The personalization privacy paradox: An exploratory study of decision-making process for location-aware marketing, *Decision Support Systems*, Volume 51, Issue 1, Pages 42-52, ISSN 0167-9236, <https://doi.org/10.1016/j.dss.2010.11.017>